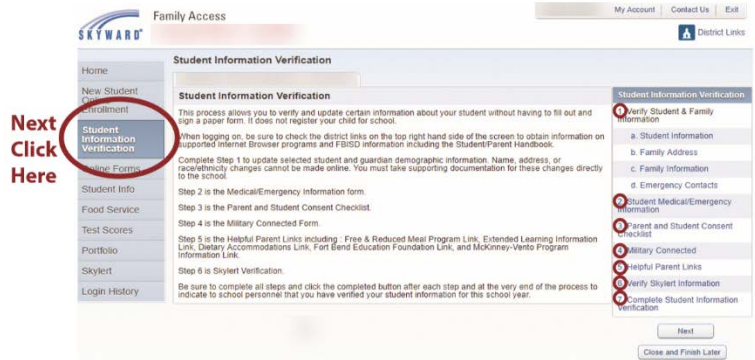


# Verizon Innovative Learning Schools iPad Pre-Distribution Instructions

**Prior** to your student receiving his/her iPad, the following must be completed:

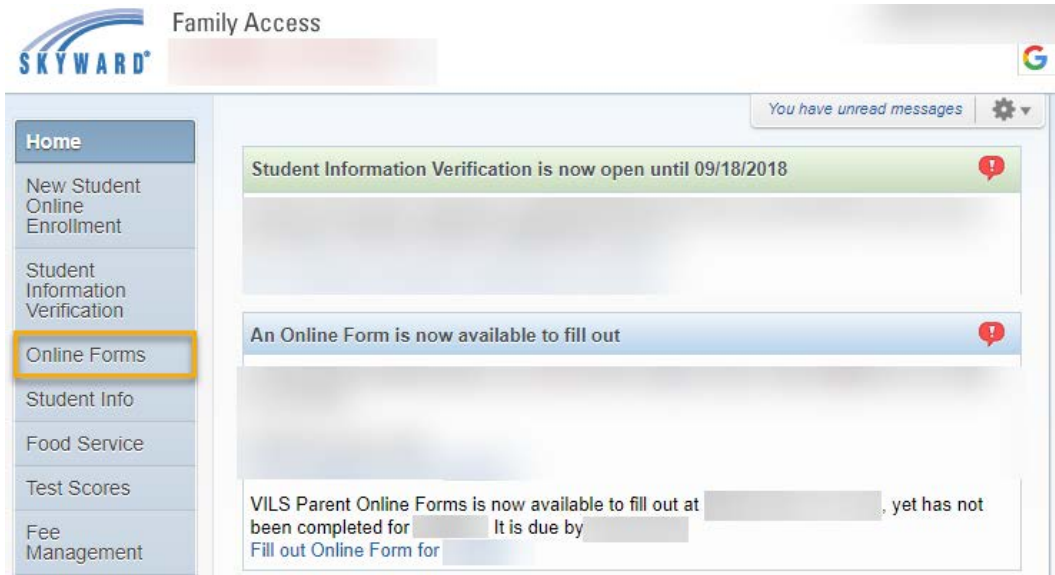
## Step 1:

- Student & Family Information Verification must be completed – this can be done by going to [www.fortbendisd.com](http://www.fortbendisd.com) and logging into Skyward Family Access until **Wednesday, August 29<sup>th</sup>**.

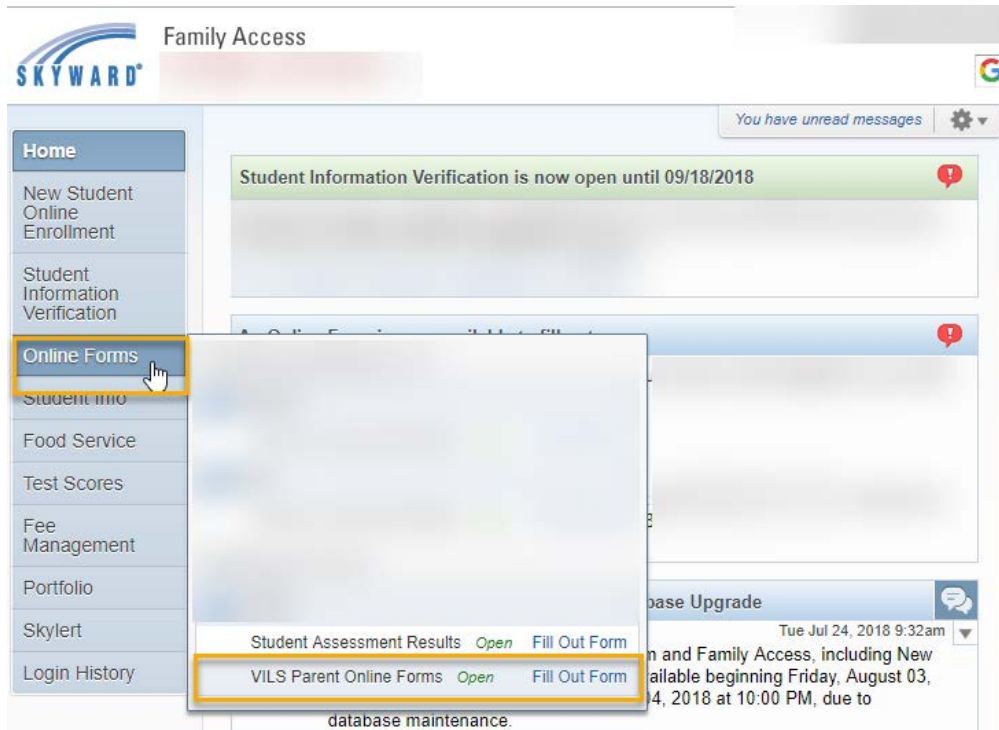


## Step 2:

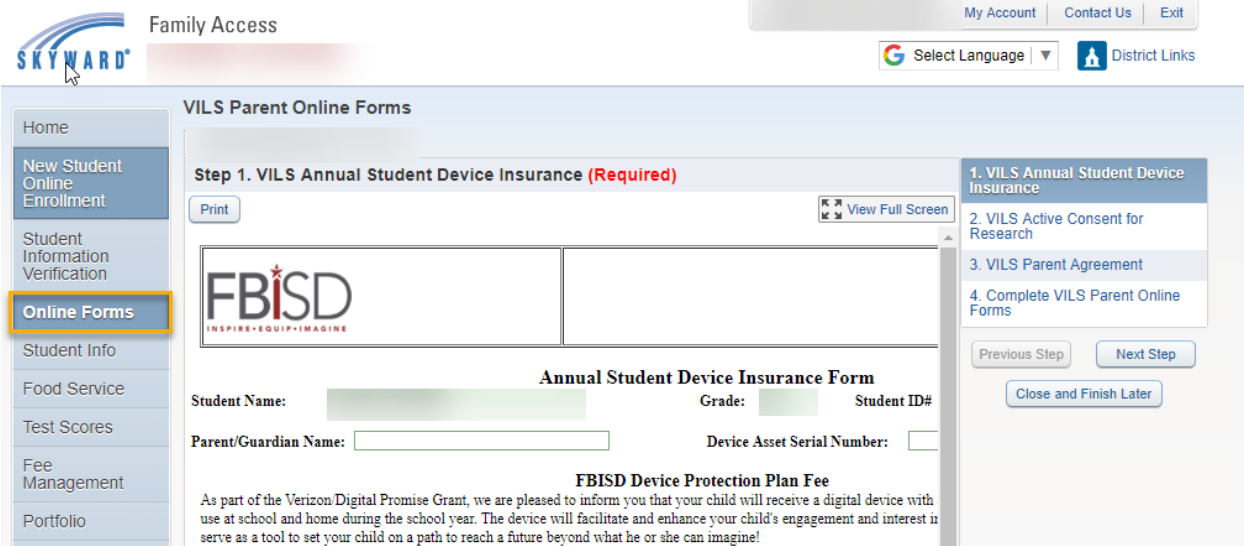
- Complete the online VILS Parent Online Forms:
  - o Select the Online Forms



- o Select the VILS Parent Online Forms “Fill Out Form”

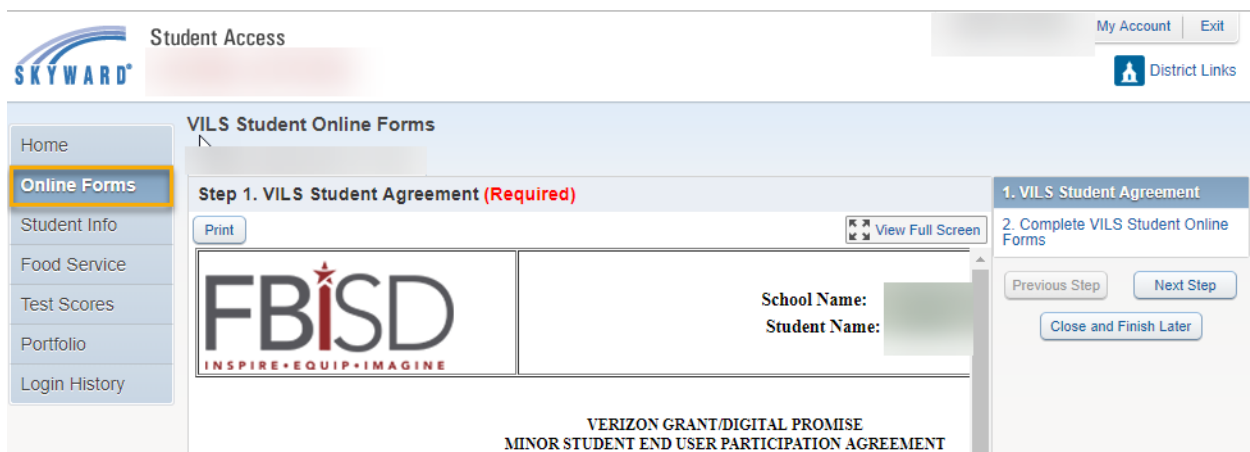
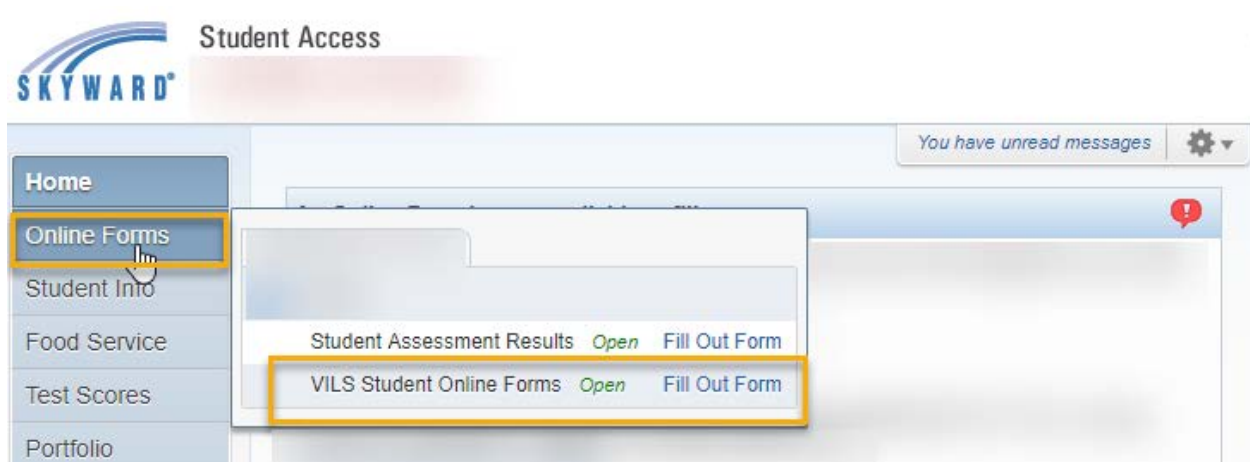


- o Complete all THREE VILS Parent Online Forms and Submit.
  - o VILS Annual Student Device Insurance
  - o VILS Active Consent for Research
  - o VILS Parent Agreement



### Step 3:

- Have your **student** complete the VILS Student Agreement in Skyward Student Access:



### Step 4:

- Purchase insurance - \$20 per student
  - Online through Fee Management in Skyward Family Access



**Fee Management**

Unpaid Balance

[View Fees](#) | [View Payments](#) | [View Totals](#) | [Make a Payment](#) | [Add a Fee](#)

School Year	Due Date	Fee Description	Amount Charged	Amount Paid	Amount Due	Remaining Due
2019		VILS iPad Insurance Fee	20.00	0.00	20.00	20.00

Home  
New Student Online Enrollment  
Student Information Verification  
Online Forms  
Student Info  
Food Service  
Test Scores  
**Fee Management**  
Portfolio

Fee Management will take you to Revtrak where you will log in and purchase the \$20 insurance fee using a credit/debit card. When Revtrak opens, you will “Add Selected to Cart” and Checkout.

- o Cash is accepted at the campuses at
  - o From 9 am until 4 pm in the main office
  - o Saturday, August 25<sup>th</sup> from 9 am until 12 pm
  - o Tuesday, August 28<sup>th</sup> until 6 pm

